



PEMANTAUAN KASUS COVID-19 KABUPATEN BENGKALIS

Dinas Kesehatan Kabupaten Bengkulu

Dashboard Harian

dr. Ersan Saputra, TH
Kepala Dinas Kesehatan

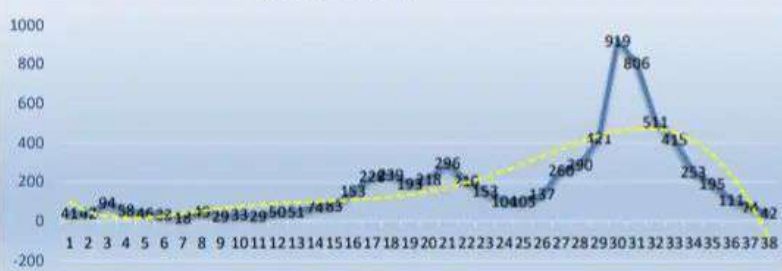


DATA HARIAN PEMANTAUAN COVID-19 : TANGGAL 03 OKTOBER 2021 (20.00 WIB)

| DATA | JUMLAH |
|--|--------|
| RT PCR diperiksa yang Rilis Hari Ini | 24 |
| RDT ANTIGEN diperiksa yang Rilis Hari ini | 59 |
| KASUS TERKONFIRMASI yang Rilis Hari ini | 1 |
| JUMLAH ORANG DIVAKSIN Hari ini (Dosis 1 & 2) | 2744 |



TREND GRAFIK MINGGUAN KASUS COVID-19 TAHUN 2021



TRAND GRAFIK BULANAN KASUS COVID-19 KAB. BENGKALIS TAHUN 2020-2021



PEMERIKSAAN RT PCR DAN RDT ANTIGEN


REKAPAN PEMERIKSAAN RT PCR DAN RDT ANTIGEN TANGGAL 03 OKTOBER 2021

| NO | NAMA FASKES | RT PCR | | | RDT ANTIGEN | | | TOTAL SPESIMEN DIPERIKSA | ORANG YANG DIPERIKSA | KASUS TERKONFIRMASI |
|--------------|--------------------------|-----------|----------|-----------|-------------|----------|-----------|--------------------------|----------------------|---------------------|
| | | DIPERIKSA | POSITIF | NEGATIF | DIPERIKSA | POSITIF | NEGATIF | | | |
| 1. | RSUD MANDAU | 1 | 0 | 1 | 12 | 0 | 12 | 13 | 13 | 0 |
| 2. | RSUD BENGKALIS | 0 | 0 | 0 | 8 | 0 | 8 | 8 | 8 | 0 |
| 3. | RS PERMATA HATI | 23 | 0 | 23 | 0 | 0 | 0 | 23 | 23 | 0 |
| 4. | RS.PT.CPI | 0 | 0 | 0 | 0 | 0 | 0 | 0 | 0 | 0 |
| 5. | UPT. PUSK BENGKALIS | 0 | 0 | 0 | 2 | 1 | 1 | 2 | 2 | 1 |
| 6. | UPT. PUSK PEMATANG DUKU | 0 | 0 | 0 | 0 | 0 | 0 | 0 | 0 | 0 |
| 7. | UPT. PUSK SELATBARU | 0 | 0 | 0 | 0 | 0 | 0 | 0 | 0 | 0 |
| 8. | UPT. PUSK PAMBANG | 0 | 0 | 0 | 0 | 0 | 0 | 0 | 0 | 0 |
| 9. | UPT. PUSK SUNGAI PAKNING | 0 | 0 | 0 | 0 | 0 | 0 | 0 | 0 | 0 |
| 10. | UPT. PUSK TENGGAYUN | 0 | 0 | 0 | 0 | 0 | 0 | 0 | 0 | 0 |
| 11. | UPT. PUSK LUBUK MUDA | 0 | 0 | 0 | 0 | 0 | 0 | 0 | 0 | 0 |
| 12. | UPT. PUSK SADAR JAYA | 0 | 0 | 0 | 0 | 0 | 0 | 0 | 0 | 0 |
| 13. | UPT. PUSK DURI KOTA | 0 | 0 | 0 | 0 | 0 | 0 | 0 | 0 | 0 |
| 14. | UPT. PUSK PEMATANG PUDU | 0 | 0 | 0 | 0 | 0 | 0 | 0 | 0 | 0 |
| 15. | UPT. PUSK SEBANGAR | 0 | 0 | 0 | 0 | 0 | 0 | 0 | 0 | 0 |
| 16. | UPT. PUSK BALAI MAKAM | 0 | 0 | 0 | 0 | 0 | 0 | 0 | 0 | 0 |
| 17. | UPT. PUSK PINGGIR | 0 | 0 | 0 | 0 | 0 | 0 | 0 | 0 | 0 |
| 18. | UPT. PUSK MUARA BASUNG | 0 | 0 | 0 | 0 | 0 | 0 | 0 | 0 | 0 |
| 19. | UPT. PUSK SERAI WANGI | 0 | 0 | 0 | 0 | 0 | 0 | 0 | 0 | 0 |
| 20. | UPT. PUSK BATU PANJANG | 0 | 0 | 0 | 0 | 0 | 0 | 0 | 0 | 0 |
| 21. | UPT. PUSK TELUK LECAH | 0 | 0 | 0 | 0 | 0 | 0 | 0 | 0 | 0 |
| 22. | UPT. PUSK TANJUNG MEDANG | 0 | 0 | 0 | 0 | 0 | 0 | 0 | 0 | 0 |
| 23. | KLINIK PRATAMA DR. MORIS | 0 | 0 | 0 | 37 | 0 | 37 | 37 | 37 | 0 |
| TOTAL | | 24 | 0 | 24 | 59 | 1 | 58 | 83 | 83 | 1 |

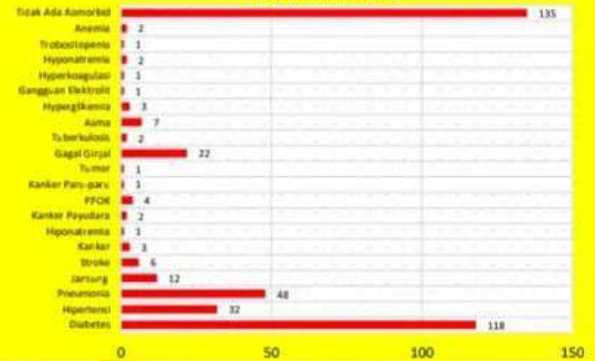
KASUS TERKONFIRMASI COVID-19

| NO | KECAMATAN | KASUS KOMULATIF (JAN 2021 - 03 OKT 2021) | | | KASUS (POSITIF) RILIS HARI INI 03 OKTOBER 2021 | | | KASUS DI ISOLASI HARI INI (03 OKTOBER 2021) | |
|--------------|------------------|---|--------------|------------|---|----------|-----------|--|----------------------|
| | | JUMLAH KASUS | SEMBUH | MENINGGAL | KASUS BARU | SEMBUH | MENINGGAL | ISOMAN DIRUMAH | RAWAT DI RUMAH SAKIT |
| 1 | MANDAU | 2,411 | 2,251 | 135 | | 1 | | 23 | 2 |
| 2 | BATHIN SOLAPAN | 692 | 645 | 39 | | | | 6 | 2 |
| 3 | BENGKALIS | 1,839 | 1,731 | 75 | 1 | 4 | | 31 | 2 |
| 4 | PINGGIR | 499 | 471 | 27 | | | | 1 | - |
| 5 | BUKIT BATU | 379 | 357 | 13 | | | | 7 | 2 |
| 6 | BANTAN | 515 | 479 | 26 | | | | 8 | 2 |
| 7 | SIK KECIL | 267 | 252 | 12 | | | | 2 | 1 |
| 8 | RUPAT | 231 | 222 | 9 | | | | - | - |
| 9 | BANDAR LAKSAMANA | 102 | 92 | 6 | | | | 3 | 1 |
| 10 | TALANG MUANDAU | 41 | 32 | 9 | | | | - | - |
| 11 | RUPAT UTARA | 134 | 126 | 5 | | | | 3 | - |
| TOTAL | | 7,110 | 6,658 | 356 | 1 | 5 | 0 | 84 | 12 |

Kasus Terkonfirmasi Aktif sedang di rawat di Rumah Sakit
Hari ini Tanggal 03 Oktober 2021



Kumulatif Kematian Kasus Covid-19
Berdasarkan Penyakit Penyerta (Komorbid)
Per 03 Oktober 2021



KEGIATAN VAKSINASI COVID-19 (sumber : Control Tower Vaksin VS/Pemulihan Ekonomi Nasional)

VAKSINASI COVID-19 BERDASARKAN SASARAN (03 Oktober 2021)

Sumber: CONTROL TOWER VAKSIN VS / Pemulihan Ekonomi Nasional

| Sasaran | Target (Nasional) | Dosis 1 | % | Dosis 2 | % | Dosis 3 (Moderna) khusus Nakes |
|--------------------|-------------------|----------------|--------------|---------------|-------------|--------------------------------|
| Lansia | 31,882 | 5,496 | 17.2 | 3,547 | 11.1 | |
| SDM Kesehatan | 3,151 | 4,181 | 132.7 | 3,867 | 122.7 | 2239 |
| Petugas Publik | 28,676 | 64,663 | 225.5 | 47,559 | 165.8 | |
| Masy Rentan & Umum | 304,653 | 68,221 | 22.4 | 25,656 | 8.4 | |
| 12-17 tahun | 53,339 | 2,097 | 3.9 | 1,174 | 2.2 | |
| TOTAL | 421,701 | 144,658 | 34.30 | 81,803 | 19.4 | |

Data yang sudah dientry dalam Primary Care (PCare) masing fasilitas pelayanan vaksinasi Covid-19

VAKSINASI COVID-19 BERDASARKAN GOLONGAN UMUR (03 Oktober 2021)

| Total Penduduk | Sasaran (70% Nasional) | | | | Jumlah Warga | | Nakes | Persentase (%) | |
|----------------|------------------------|----------|----------|---------|------------------------|------------------------|-----------------|---------------------|----------------|
| | 0-11 th | 12-17 th | 18-49 th | > 60 th | Sudah divaksin Dosis 1 | Sudah divaksin Dosis 2 | Moderna Dosis 3 | Yang Sudah divaksin | Belum divaksin |
| 593,397 | - | 53,339 | 336,480 | 31,882 | 144,658 | 81,803 | 2,239 | 34.30 | (65.70) |